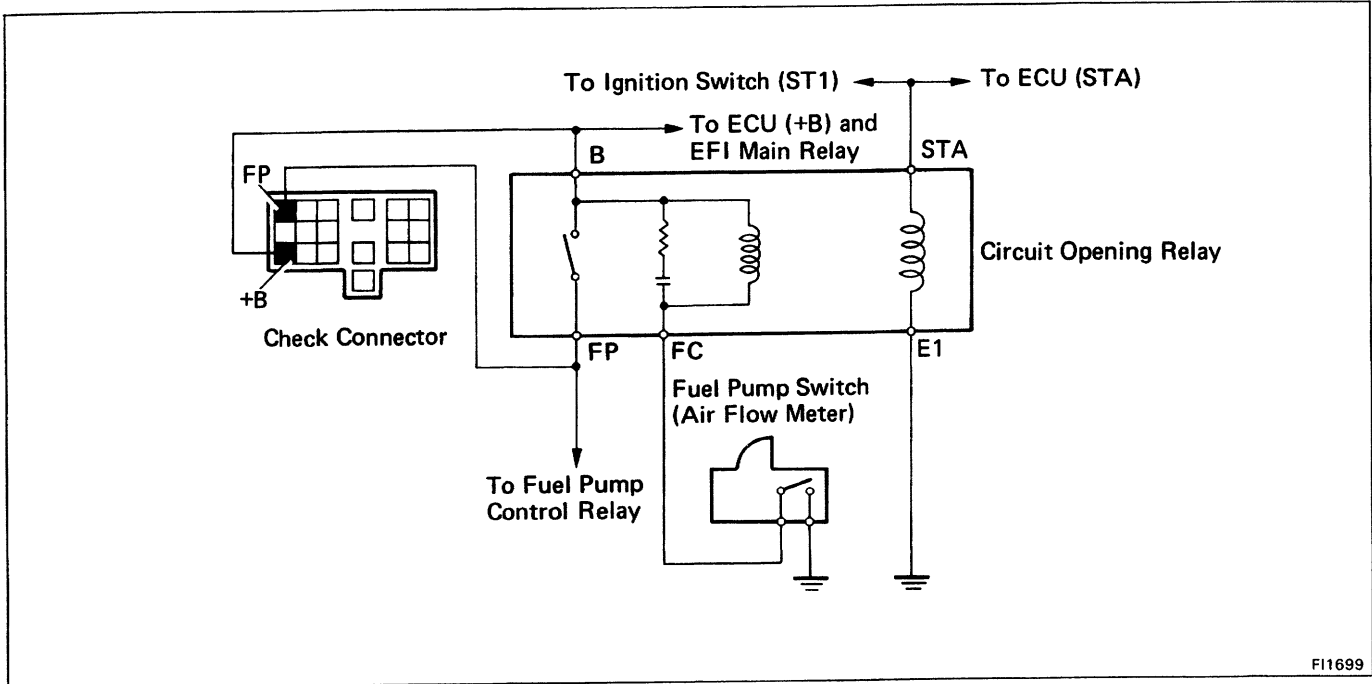


Circuit Opening Relay



F11699

INSPECTION OF CIRCUIT OPENING RELAY

1. INSPECT RELAY CONTINUITY

- (a) Using an ohmmeter, check that there is continuity between terminals STA and E1.
- (b) Check that there is continuity between terminals B and FC.
- (c) Check that there is no continuity between terminals B and FP.

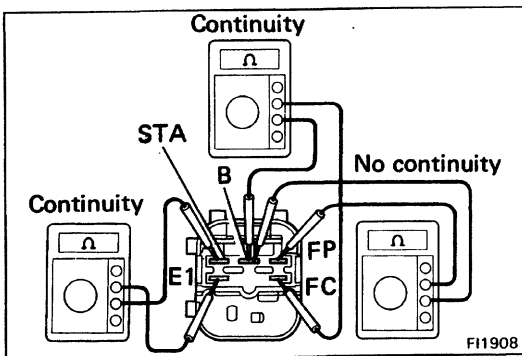
If continuity is not as specified, replace the relay.

2. INSPECT RELAY OPERATION

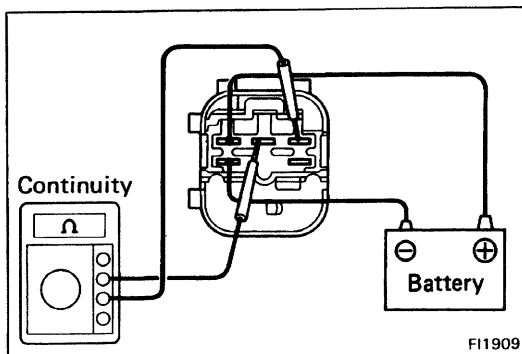
- (a) Apply battery voltage across terminals STA and E1.
- (b) Using an ohmmeter, check that there is continuity between terminals B and FP.

- (c) Apply battery voltage across terminals B and FC.
- (d) Check that there is continuity between terminals B and FP.

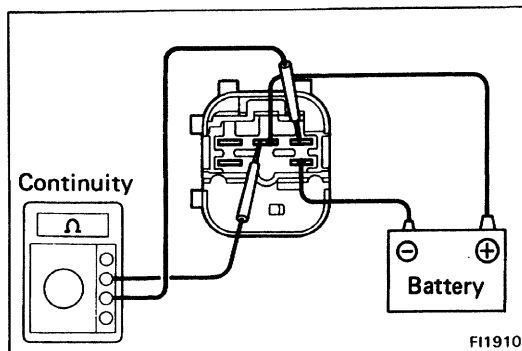
If operation is not as specified, replace the relay.



F11908



F11909



F11910