

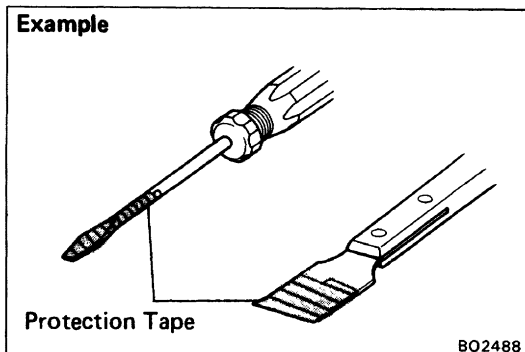
BODY

GENERAL INFORMATION

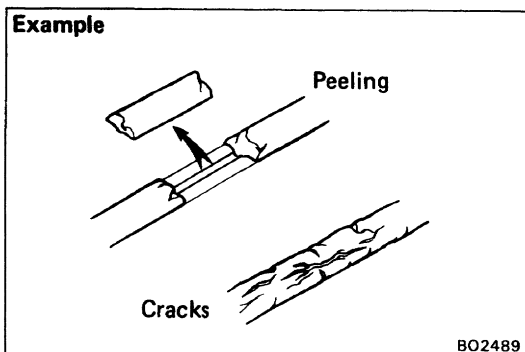
If there is a possibility that the body and/or parts may be damaged, first remove the danger before performing repair operations.

Example:

1. Apply protection tape to the body adjacent to the body part when removing and installing.



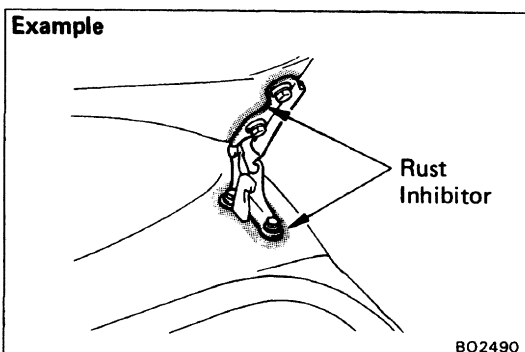
2. When prying off the body parts with a screwdriver or scraper, etc., be sure to apply protection tape to the tip or blade to prevent damage to the paint film or body part.



If anti-rust agents are damaged while repairing other parts, be sure to repair the anti-rust agent.

Example:

1. If body sealer, paint film or undercoat are damaged by peeling, cracks, etc., be sure to repair each with an antirust agent.



2. If a hinge or exterior body panel is loosened or removed, be sure to apply rust inhibitor after repairs.